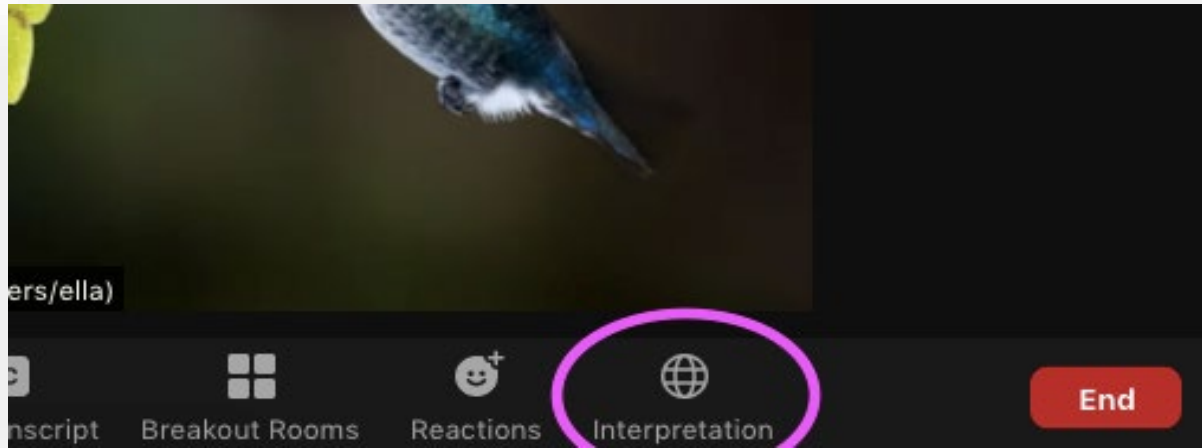


How To Access Language Interpretation on Zoom

Cómo Activar la Interpretación de Idiomas en Zoom



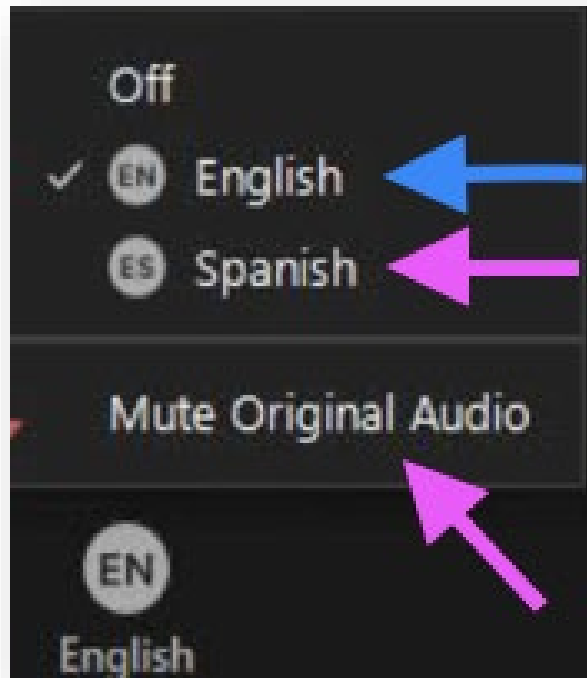
On your computer, find the Interpretation Globe Icon at the bottom of your screen



En su computadora, busque el globo terráqueo que dice Interpretación en la parte inferior de su pantalla.

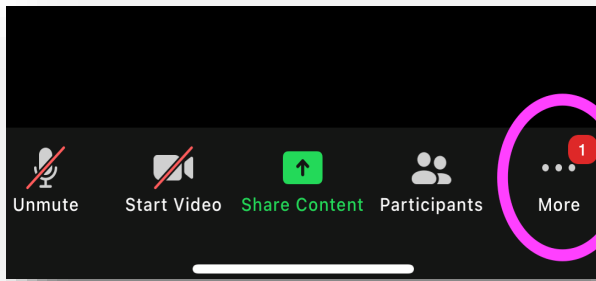


Choose English as your language. Make sure to NOT mute original audio so that you can hear the main room

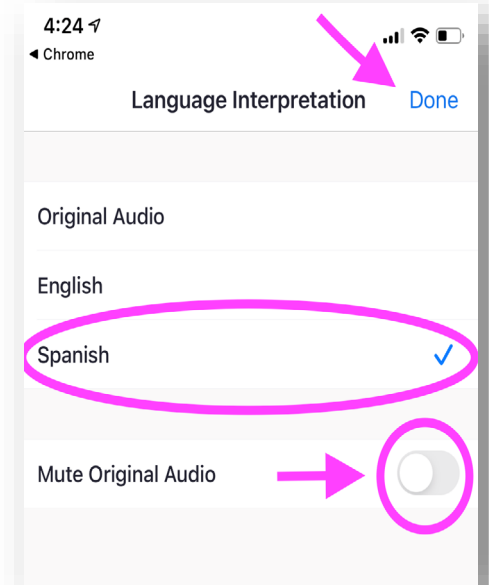
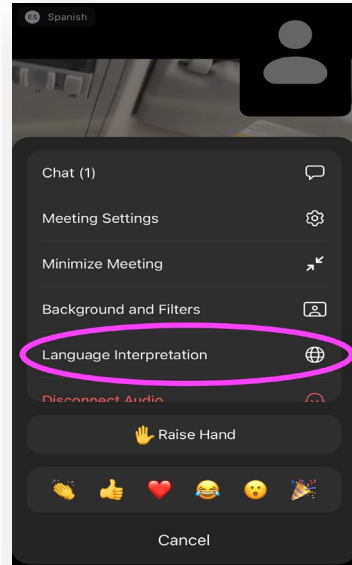


Seleccione Español.
Asegúrese de
Silenciar Audio
Original si solo desea
escuchar al intérprete





If you are on a smart device, look for the three dot menu and choose Language Interpretation



Desde un dispositivo inteligente, busque el menú de tres puntos y elija Interpretación o Language Interpretation



If you have any questions regarding interpretation, please post them in the chat so that a facilitator can help you.

Si tiene alguna pregunta o dificultad para acceder a la interpretación, escriba en el chat para que le ayude un facilitador.



Thank you to our partner, OVW

6

This project was supported by Grant No. 15JOVW-22-GK-03994-MUMU awarded by the Office on Violence Against Women, U.S. Department of Justice. The opinions, findings, conclusions, and recommendations expressed in this document are those of the author(s) and do not necessarily reflect the views of the Department of Justice, Office on Violence Against Women.



Leading Educational Support Groups

Part Two: Psychoeducational Curricula Design


Presented by Juan Carlos Areán, Futures Without Violence
Hosted by Elena Josway, Abby Larson, and Vivian Baylor,
Futures Without Violence

Wednesday, October 18, 2023

12:30pm PT / 3:30pm ET – 1:15pm PT / 4:15pm ET (45 min)

Institute for Leadership in Education Development

8



T/TA Provider for OVW Grantees

- Learner-centered
- Experiential learning
- Curricula design and facilitation skills

Website: www.futureswithoutviolence.org/ILED

Contact: learning@futureswithoutviolence.org



Share in the chat

9

Why might you choose to offer a psychoeducational support group over a standard support group?

Psychoeducational support groups

- Utilizes curricula and set agendas—content can be guided by participants but is not open-ended and involves a trained facilitator.
- Not therapy. Yes, a social place for belonging.

Self-help Support group

- Usually peer-based and open-ended
- Also not therapy, and also a social place for belonging



Share in the chat

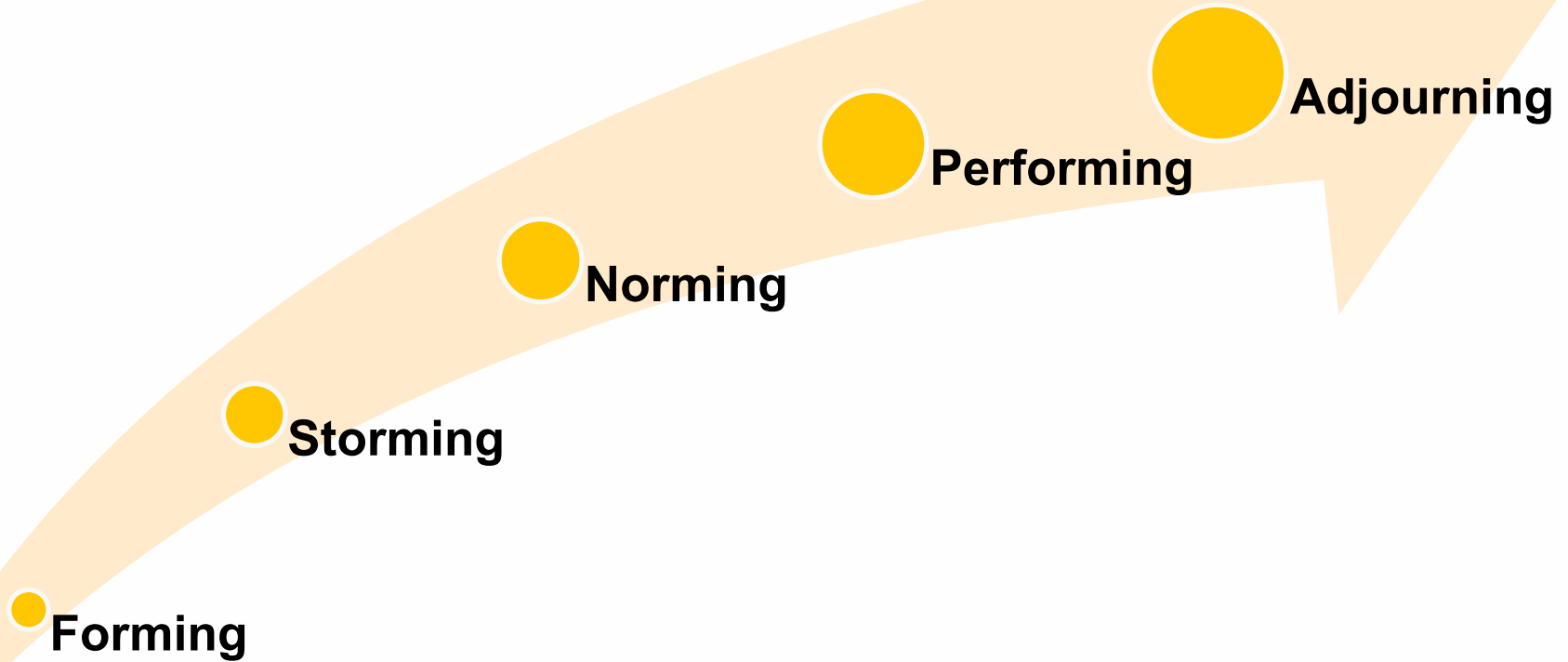
10

What makes a psychoeducational support group “good” or useful?



Stages of Group Development

11



Tuckman's Model

Elements of a Group Session

12

- 1. Goal and Objectives**
- 2. Check-in**
- 3. Handouts**
- 4. Learning & Discussion**
- 5. Activity**
- 6. Self-Care Exercise**
- 7. Check-out**
- 8. Share Resources**
- 9. Considerations for Facilitators**

Source: Circle of Hope (2014, WCSAP)



The Art of Asking Questions

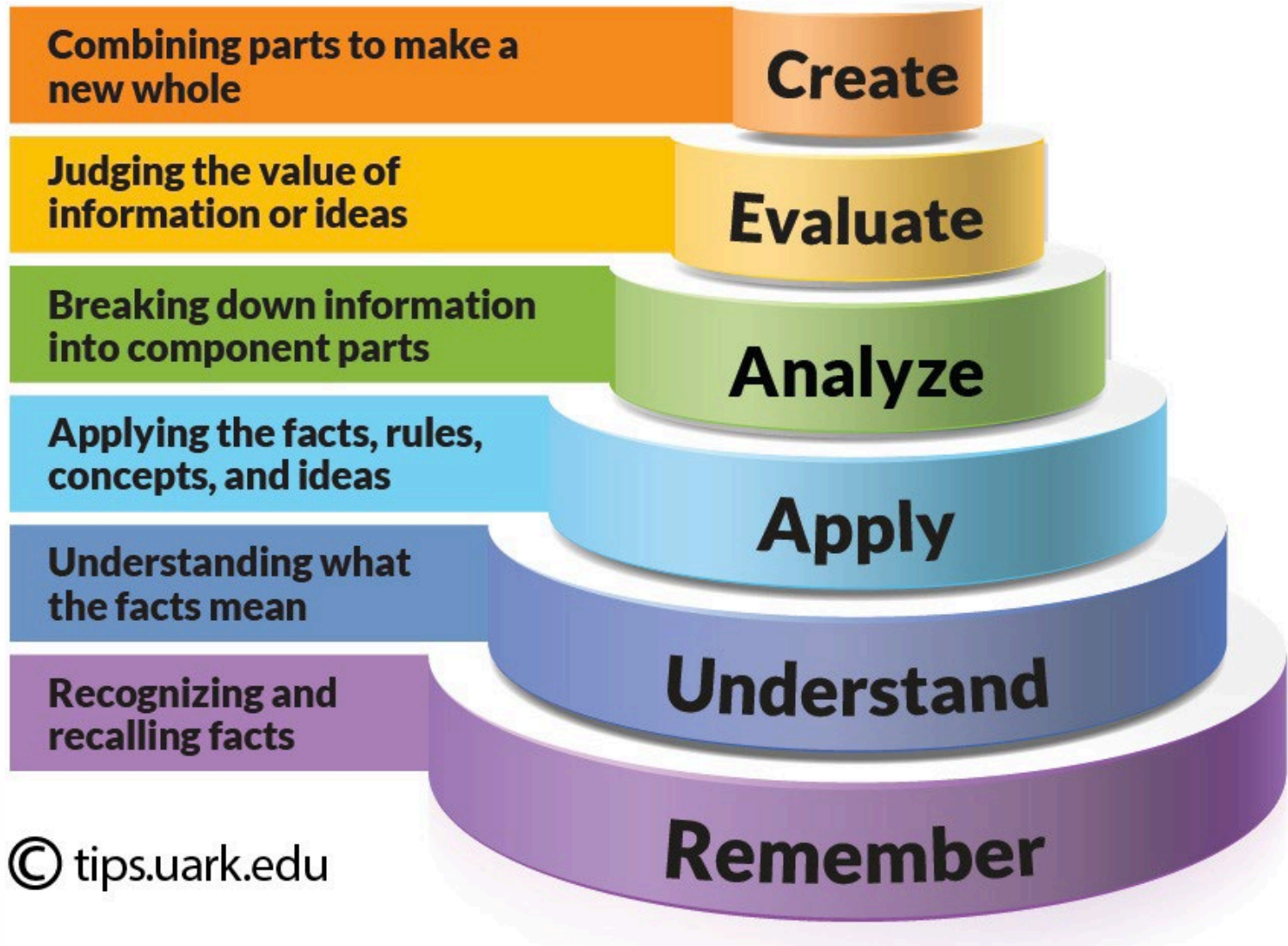
13

You are facilitating a psychoeducational support group for formerly incarcerated women in recovery from substance use disorders. This is your second session together and the topic is "Intimate Partner Violence 101". Your lesson plan guides you to start the discussion portion of the group by asking the group, **"what is the definition of intimate partner violence?"**

- Would this question open up a dialogue for participants to share their experiences or self-reflect?
- How might you tweak this question to inspire self-reflection? Would you do something else entirely?



Bloom's Taxonomy

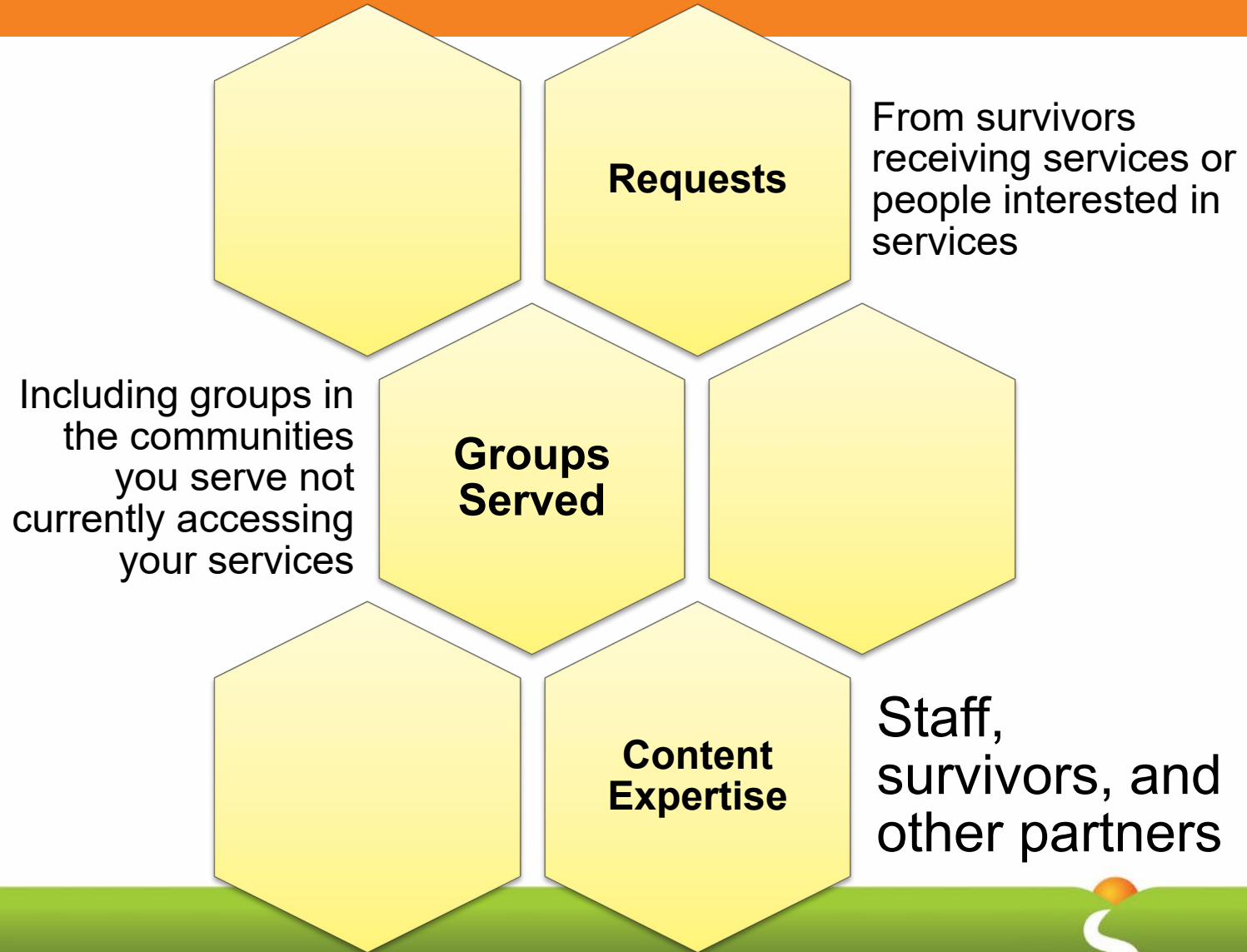


© tips.uark.edu



Do a Community Needs Assessment

15



Lesson Plans Must Be Flexible

16

- Show the group a roadmap of the course and ask for their input on the first day
- All curricula should be mostly interactive: discussions, activities, reflections, etc.
- Avoid activities that rely heavily on longer readings
- Keep the curricula connected to the overall goals and objectives of the group



Facilitation Tips

17

- Ask yourself, W.A.I.T. (why am I talking?)
- Reflect on how you show up
- Consider pros/cons of self-disclosure
- Accessibility
- Prepare in advance

What would
you add?





[This Photo](#) by Unknown Author is licensed under [CC BY](#)

Contact Us:

learning@futureswithoutviolence.org

Part Two:

**Psychoeducational Curricula Design
October 18th, 12:30pm PT / 3:30pm ET**

